

Sponsorship Opportunity Magic Reading Carpets



Project Description: Book Buddy reaches children in the critical year before kindergarten, helping them build the pre-reading skills they need for a strong start in school. For 40 minutes a week, volunteers read one-on-one with four-year-old students. Using an engaging curriculum and library of 26 books, volunteers follow the book insert to teach a specific literacy skill.

Cost of materials: About \$1,500

Number of carpets to be made: 200

Date: To be completed by October 1

Activity: Purchase materials for Magic Carpets. Follow instructions on the next page to cut, fold and tie the 200 Magic Carpets. Collect completed Magic Carpets at place of business. Before October 1, deliver all completed blankets to United Way.

Safety measures: This activity could be at work or at home. The sponsor company can determine method of production to fit within their Covid-19 guidelines.

How company will be recognized: Company can include branded postcards or notes of encouragement with the completed Magic Carpets.

Book Buddy extends learning beyond the classroom to support family literacy. Children bring home their copy of the featured book every Friday—the start of a budding library in homes where reading materials are often scarce.

During this time of social distancing, reading volunteers are not able to go into daycare centers. However, we will continue to provide books. Reading activities will happen under the supervision of center teachers until it is safe to enter the classrooms again.


We give each child that participates in Book Buddy their very own Magic Reading Carpet. These carpets are small blankets that they can sit on or hold while they are reading. They will use their Magic Reading Carpet twice weekly throughout the school year and will get to take it home with them upon completion of the program.

Impact on the Community:

Student assessment results are compelling—74% showed improvement last year—but the increasing confidence in students is the most

convincing of all. The Magic Reading Carpets will help get their young minds excited about literacy and believe it or not, it works! Children love curling up on their soft, snuggly, and comfortable carpets and opening a book to read. They are mobile so their 'book nook' can be anywhere the carpet can go.


MAGIC GUIDE



Lay solid color down on solid surface.




Lay print fleece on top of solid, lining up one short edge. Be sure to keep the front side (brighter/lines more defined) of the fleece on top (some prints have words, make sure the words are the right way). If there is extra material, cut to remove the excess.






Fold both pieces (stacked on top of each other) in half; cut down the middle. You will now have 2 magic reading carpets. Place one set aside.



Keeping the 2 fabric pieces together, cut out each of the 4 corners into approx. 4 inch squares. Then cut approx. 4 inch x 1 inch strips along each side of the magic reading carpet.



Tie the pieces of fabric together by using a basic double knot, keeping the tail of the solid color on top of the print. Pull the sides of the already tied sides as necessary to stretch the Magic Carpet to resize.



Congratulations, your Magic Reading Carpet is complete! Fold in half, then thirds. Put in clear zippered bag. Write note of encouragement on postcards provided, slip into bag and zip shut.